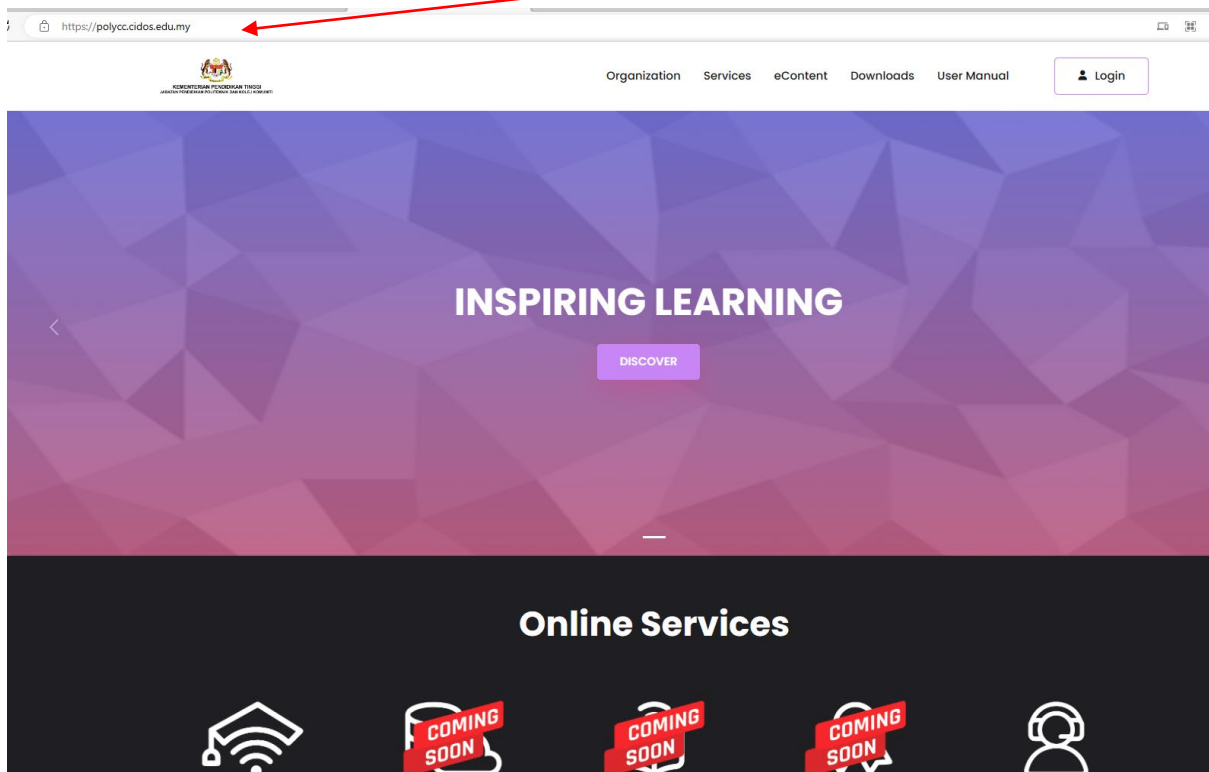
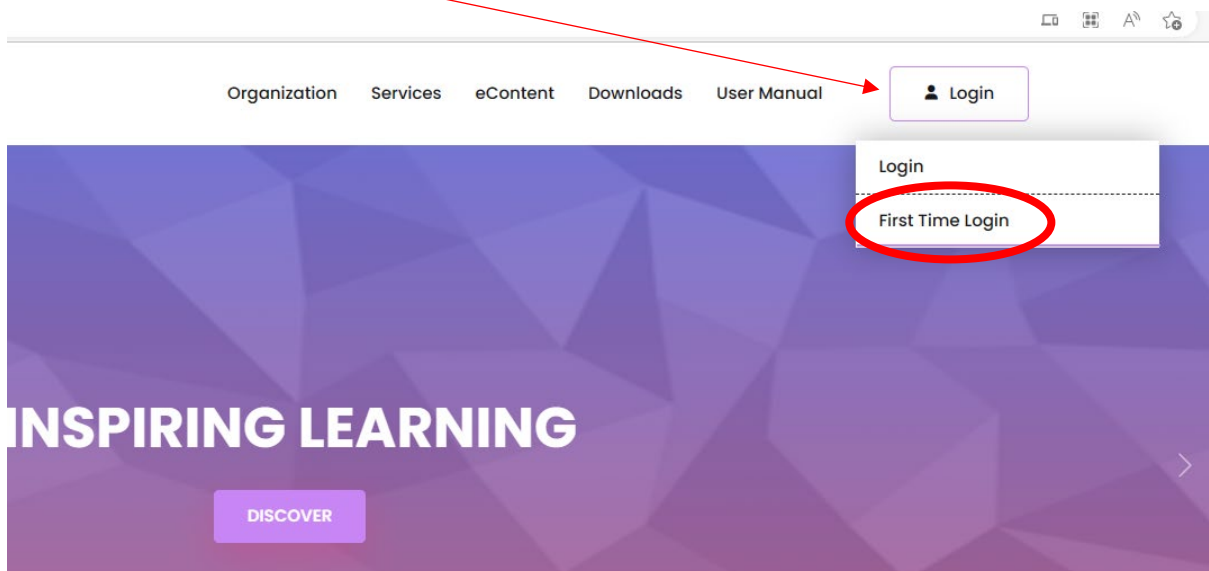


**PENGAKTIFAN AKAUN PENGGUNA CIDOS (PELAJAR)**

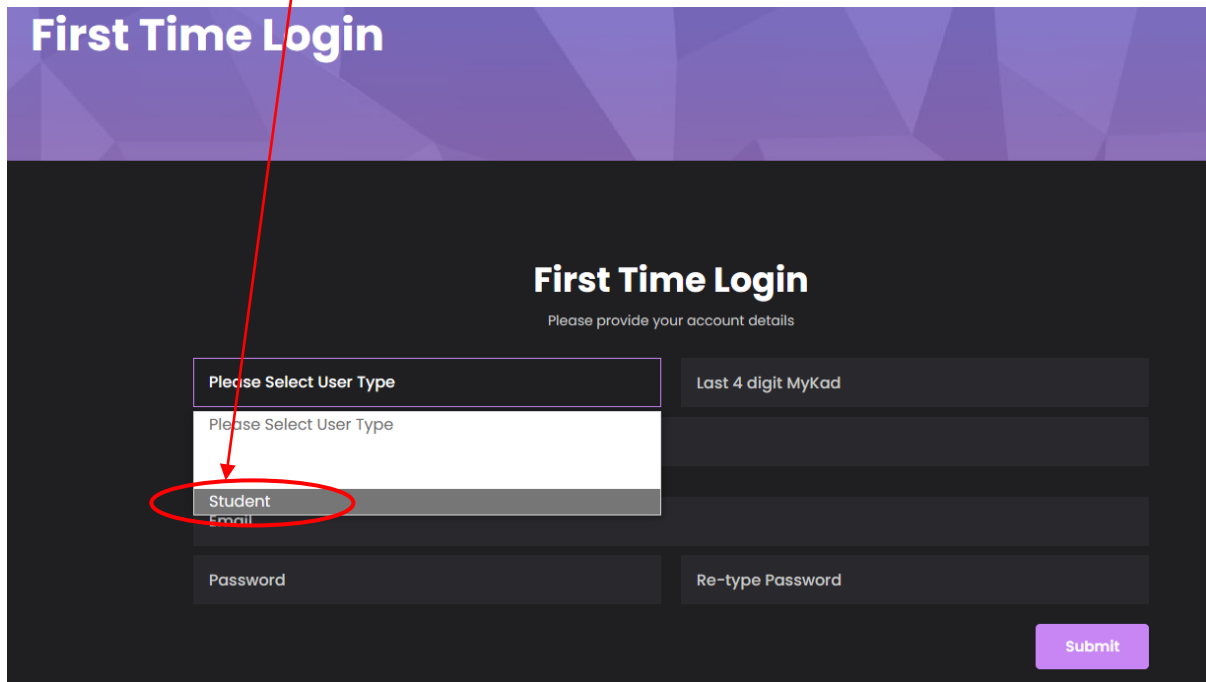
1. Sila buka pelayar (browser) Google Chrome/ Mozilla Firefox / Microsoft Edge / Safari
2. Masukkan URL Portal CIDOS : <https://polycc.cidos.edu.my/>



3. Sila klik pada Icon LOGIN kemudian pilih **FIRST TIME LOGIN**

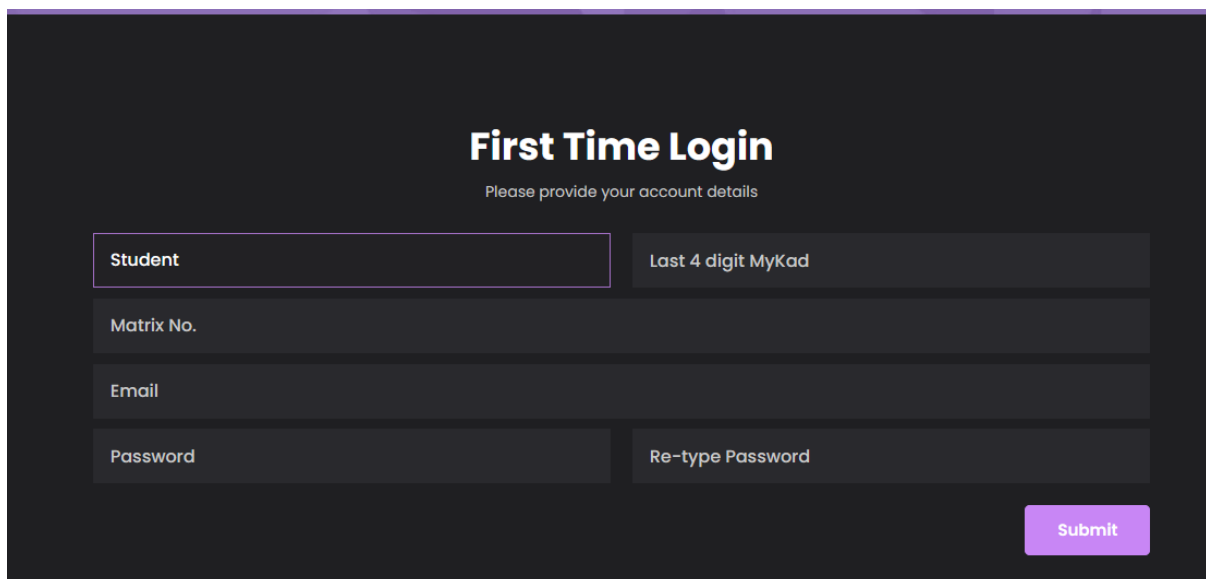


- Sila pilih **STUDENT** pada *Please Select User Type*



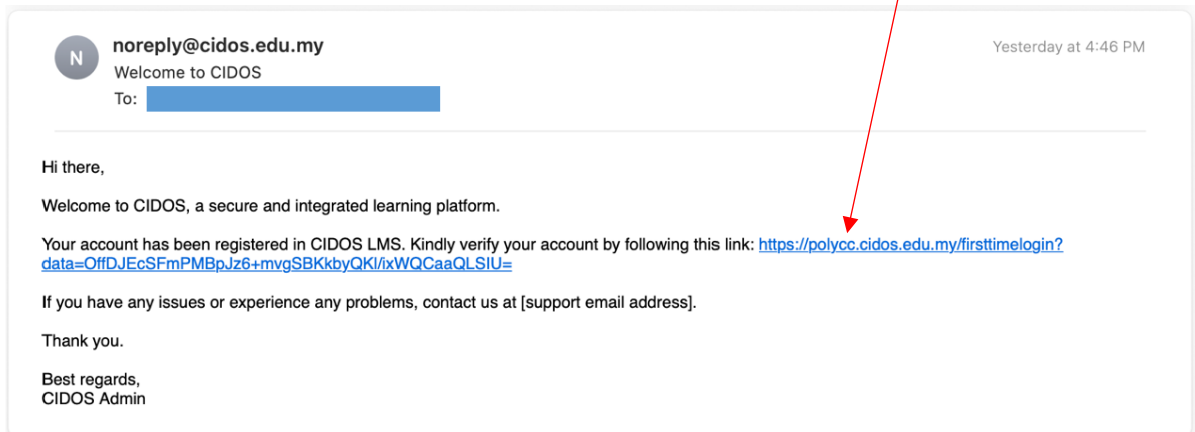
The screenshot shows the 'First Time Login' interface. At the top, there is a purple header with the text 'First Time Login'. Below this, the main content area is dark grey with the title 'First Time Login' and the subtitle 'Please provide your account details'. The form consists of several input fields: a dropdown menu for 'Please Select User Type' (with 'Student' selected and circled in red), a text field for 'Last 4 digit MyKad', a text field for 'Email', a text field for 'Password', and a text field for 'Re-type Password'. A purple 'Submit' button is located at the bottom right of the form.

- Lengkapkan maklumat yang diperlukan seperti di bawah
- Sila masukkan **emel pengguna yang aktif**
- Pastikan pelajar ingat password yang didaftarkan
- Tekan SUBMIT



The screenshot shows the 'First Time Login' interface with all fields filled out. The 'Please Select User Type' dropdown menu is now a text field containing 'Student'. The other fields are: 'Last 4 digit MyKad', 'Matrix No.', 'Email', 'Password', and 'Re-type Password'. A purple 'Submit' button is located at the bottom right of the form.

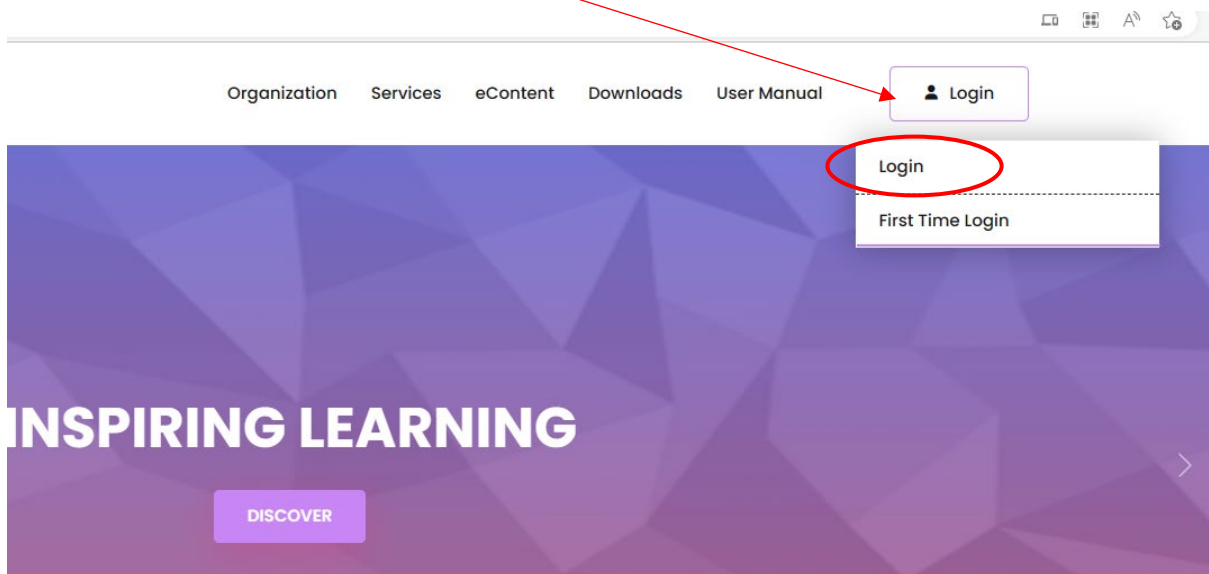
9. Pengguna akan menerima Welcome emel dari CIDOS. Sila **klik pada link** yang diberikan untuk pengaktifan akaun pengguna




10. Akaun pengguna telah diaktifkan

### CAPAIAN KE CIDOS LMS PIS

1. Sila buka pelayar (browser) Google Chrome/ Mozilla Firefox / Microsoft Edge / Safari
2. Masukkan URL Portal CIDOS : <https://polycc.cidos.edu.my/>
3. Klik pada icon login



#### 4. Masukkan emel dan password yang telah didaftarkan semasa FIRST TIME LOGIN



**Welcome to Center for eLearning And Teaching**

CeLT (Center for eLearning and Teaching) is the conceptual name for the Digital Learning Unit under the purview of The Instructional and Digital Learning Division, The Department of Polytechnic Education, Ministry of Higher Education Malaysia.

### Sign In

Sign In to Your Account

Email

Password


[Forgot Password ?](#)

[Go to Home](#)


#### 5. Klik pada icon LMS untuk akses ke CIDOS LMS PIS

DISCOVER


## Online Services




LMS




Shout!store



MC@POLYCC




Edola 2023



Helpdesk

## 6. Anda telah berada di laman CIDOS LMS PIS



Sekiranya terdapat sebarang permasalahan untuk login ke CIDOS, sila log tiket di [Sistem Helpdesk ICT](#) bagi tujuan semakan dan tindakan selanjutnya.

### UNIT TEKNOLOGI MAKLUMAT

Tarikh : 07 Februari 2023

Versi 1.0